



technical data type **PAC LED**

Base : Glass reinforced polyester, compression moulded (GRP)

- **Optional :** - Stainless steel suspension bracket
- Double cable entry (same side)
- IP66 Stucchi, Adels or Wieland connector

Diffuser : Clear blow molded diffuser, available in PC or PMMA :

- Diffuser in PC : ≥ 6 NM (IK10)
- Diffuser in PMMA : ≥ 0.22 NM (IK02)

Optic Narrow Beam lenses

- **Optional :** Wide Beam lenses


Clips : Stainless steel clips

2 cable glands M20 (PA) included



"FRIDGE" option : See also PAS Fridge.

- Special wiring and gear for industrial cold storage (up to -30°C)
- Stainless steel clips with retainers.



Stainless steel clip,
or vandal proof clip

Stainless steel
suspension bracket
(optional)



Chipboard LED with
lenses

Specifications :

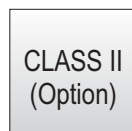


- Product life min. 50.000h L80 B10 at $T_{a.\max}$ or 70.000h L70 B10 at $T_{a.\max}$
- Available in 3000K, 4000K and 5000K with CRI of min.80
- Luminous efficiency : up to ** 138 lm/W
- 220-240V 0/50/60Hz
- T_a : -20°C / $T_{a.\max}$.
- **Optional:** - 1-10V and DALI
- Emergency
- High frequency motion detector
- Through-wiring in polyester housing (This will influence slightly the $T_{a.\max}$.)
- CRI min.90 correction factor 0,85. (on demand)

Housing	Power*	Flux**	T_a - -20°C Min $T_{a.\max}$.
236	45 W	6200 lm	38°C
258	56 W	7750 lm	38°C
	66 W	9010 lm	35°C
	76 W	10160 lm	35°C
	104 W	14000 lm	25°C

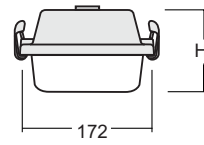
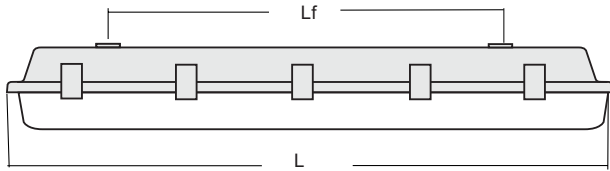
* Total power consumption of Led's and driver. (+/- 10%)

** Luminous flux of fitting @ 25°C for 840 and 850 (correction factor 0,95 for 830)

Luminous output and electrical load have an initial tolerance of +/-10% from nominal.



technical data type **PAC LED**



Housing	Clips	H	L	Lf
236	8	104	1312	800
258	10	108	1612	1100

*Dimensions without clips